

HARRIS RACE SEATS

Full Containment Seats

Adjusting Seat to driver

Mount Head restraint with 4 bolts
leave slightly loose to allow
adjustment.

Make sure large washers are
used on slots.

Get driver to sit in seat making
sure they are all the way in
and sitting up.

Adjust head restraint to suitable
height, so it does not obstruct the
drivers peripheral vision.

When in position tighten bolts.



Mount shoulder restraints,
using 2 bolts on each leave slightly
loose to allow adjustment.

Make sure large washers
are used on slots.

Get driver to sit in seat with arms
as they would with hands on
steering wheel in car.

Adjust shoulder restraints to be firm
against drivers shoulders. When in
position tighten bolts.



HARRIS RACE CARS


Freephone: 0800-366-225 E-Mail: hrcp@ihug.co.nz

www.harrisracecars.co.nz

HARRIS RACE SEATS

Full Containment Seats

Adjusting Seat to driver



Once the Head and Shoulder restraints have been adjusted and all bolts tightened you need to fit slotted joiner plates as per photos. You may need to bend/fold these plates to suit.


HARRIS RACE CARS

Freephone: 0800-366-225 E-Mail: hrcp@ihug.co.nz
www.harrisracecars.co.nz

HARRIS RACE SEATS


Full Containment Seats

Bracing Head and Shoulder restraints to roll cage
If you are unsure about any part of the mounting and bracing
contact Harris Race Cars.



Mount the seat body into the car, as per the SNZ rules for your class.

You may need to trim some of the bracing on the back of the Head restraint to get the seat back in position on smaller cars.



Head restraint must be braced to the roll cage to give maximum support.

Use two mounting holes (shown in photo) to bolt your plates onto. You will need 5/16" (8mm) bolts and lock nuts.

HARRIS RACE CARS


Freephone: 0800-366-225 E-Mail: hrcp@ihug.co.nz
www.harrisracecars.co.nz

HARRIS RACE SEATS

Full Containment Seats

Bracing Head restraint to roll cage

If you are unsure about any part of the mounting and bracing contact Harris Race Cars.



You will need to make some aluminium plate braces to suit your particular requirements.

Brace plate thickness will be determined by their length.

Short brace plates, up to 75mm long, need to be a minimum of 3mm Aluminium plate, longer brace plates need to be a minimum of 5mm Aluminium plate.



Weld tags to roll cage. Bolt brace plates onto Head restraint and roll cage tags with 5/16" (8mm) bolts.

HARRIS RACE CARS

P.O. Box 20267
Glen Eden
Waitakere 0641
New Zealand

12 Bancroft Cres
Glendene
Waitakere 0602
New Zealand

Phone:
+64-9-818-9991
+64-9-833-1460 (A/hr)
Fax: +64-9-818-2108

Freephone: 0800-366-225 E-Mail: hrcp@ihug.co.nz

www.harrisracecars.co.nz